



# 34349



## 10 FEET (300cm) DOUGLAS HOOK TREE

### TOTAL 2 INNER BOXES

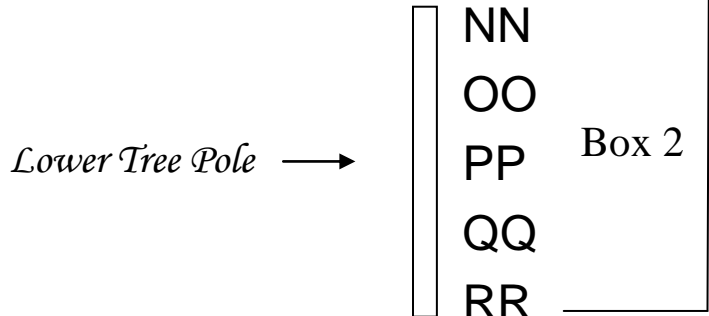
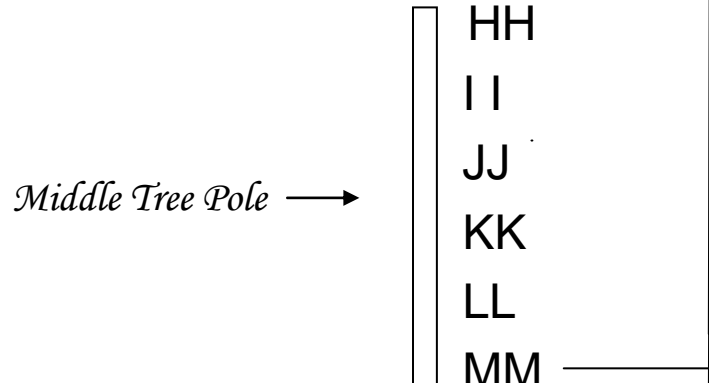
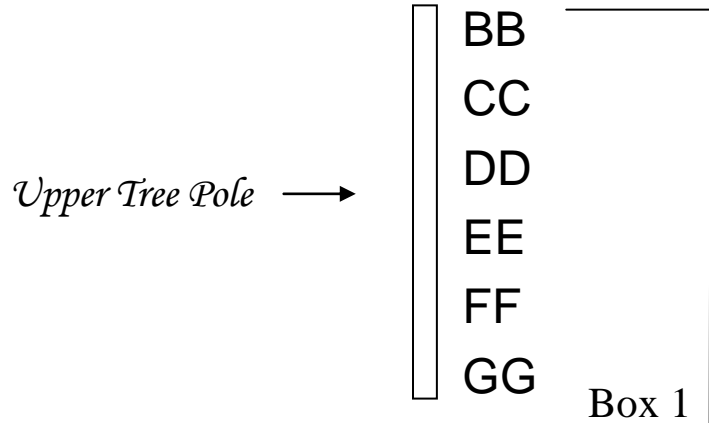
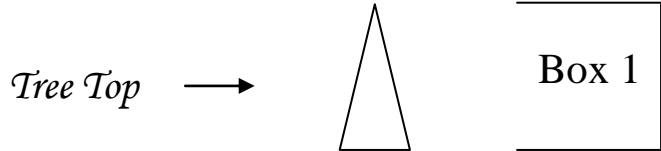
#### Box 1

- 1 - *Tree Top*
- 6 - **B B** *Branches*
- 6 - **C C** *Branches*
- 6 - **D D** *Branches*
- 6 - **E E** *Branches*
- 6 - **F F** *Branches*
- 6 - **G G** *Branches*
- 6 - **H H** *Branches*
- 6 - **I I** *Branches*
- 6 - **J J** *Branches*
- 6 - **K K** *Branches*
- 6 - **L L** *Branches*
- 4 - **M M** *Branches*

#### Box 2

- 2 - **M M** *Branches*
- 6 - **N N** *Branches*
- 6 - **O O** *Branches*
- 6 - **P P** *Branches*
- 6 - **Q Q** *Branches*
- 6 - **R R** *Branches*
- 3 - *Tree Poles*
- 1 - *Tree Stand*

### TREE CONSTRUCTION SKETCH





**This tree can be converted to an alternative**

## **7.5 FEET (225cm) DOUGLAS HOOK TREE**

### TREE PARTS REQUIRED

- 1 – *Tree Top*
- 6 – **BB**      *Branches*
- 6 – **CC**      *Branches*
- 6 – **DD**      *Branches*
- 6 – **EE**      *Branches*
- 6 – **FF**      *Branches*
- 6 – **GG**      *Branches*
- 6 – **HH**      *Branches*
- 6 – **II**      *Branches*
- 6 – **JJ**      *Branches*
- 6 – **KK**      *Branches*
- 6 – **LL**      *Branches*
- 2 – *Tree Poles*
- 1 – *Tree Stand*

### TREE CONSTRUCTION SKETCH

