



34062



6 FEET (180cm) COLORADO SLIM TREE

TREE PARTS REQUIRED

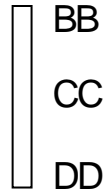
- 1 – *Tree Top*
- 6 – BB *Branches*
- 6 – CC *Branches*
- 6 – DD *Branches*
- 6 – EE *Branches*
- 6 – FF *Branches*
- 6 – GG *Branches*
- 6 – HH *Branches*
- 6 – II *Branches*
- 6 – JJ *Branches*
- 3 – *Tree Poles*
- 1 – *Tree Stand*

TREE CONSTRUCTION SKETCH

Tree Top →



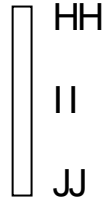
Upper Tree Pole →



Middle Tree Pole →



Lower Tree Pole →



Tree Stand →





This tree can be converted to an alternative

4.5 FEET (135cm) COLORADO SLIM TREE

TREE PARTS REQUIRED

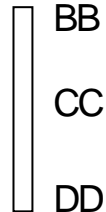
- 1 – *Tree Top*
- 6 – BB *Branches*
- 6 – CC *Branches*
- 6 – DD *Branches*
- 6 – EE *Branches*
- 6 – FF *Branches*
- 6 – GG *Branches*
- 2 – *Tree Poles*
- 1 – *Tree Stand*

TREE CONSTRUCTION SKETCH

Tree Top →



Upper Tree Pole →



Lower Tree Pole →



Tree Stand →

