



# 33128



## 8 FEET (240cm) ALPINE SPRUCE HOOK TREE

### TOTAL 4 INNER BOXES

#### Box 1

- 1 - *Tree Top*
- 6 - **B B** *Branches*
- 6 - **C C** *Branches*
- 6 - **D D** *Branches*
- 6 - **E E** *Branches*
- 6 - **F F** *Branches*
- 6 - **G G** *Branches*

#### Box 2

- 6 - **H H** *Branches*
- 6 - **I I** *Branches*
- 6 - **J J** *Branches*
- 3 - **K K** *Branches*

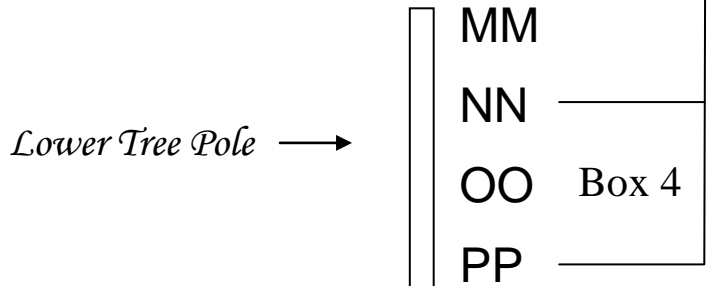
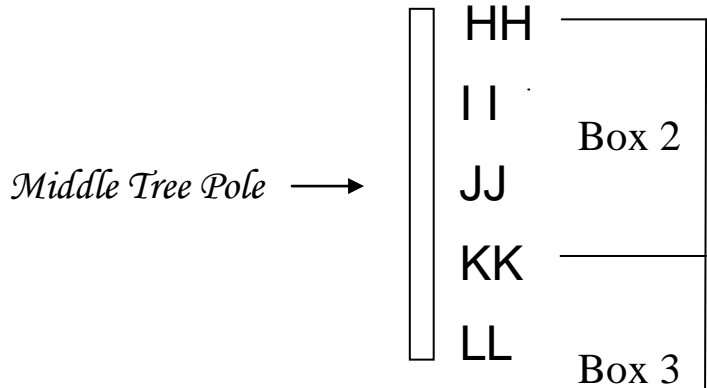
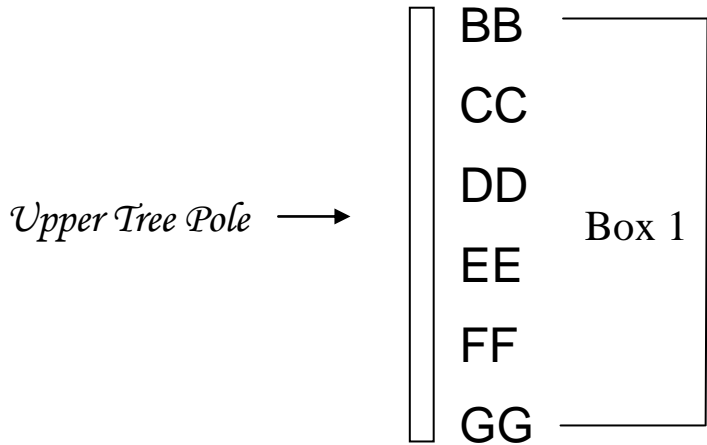
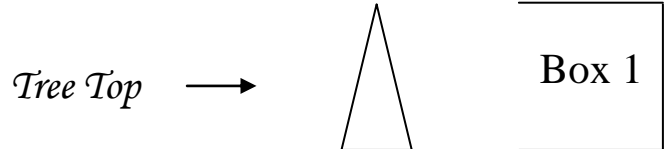
#### Box 3

- 3 - **K K** *Branches*
- 6 - **L L** *Branches*
- 6 - **M M** *Branches*
- 4 - **N N** *Branches*

#### Box 4

- 2 - **N N** *Branches*
- 6 - **O O** *Branches*
- 6 - **P P** *Branches*
- 3 - *Tree Poles*
- 1 - *Tree Stand*

### TREE CONSTRUCTION SKETCH





**This tree can be converted to an alternative**

**6 FEET (180cm) ALPINE SPRUCE HOOK TREE**

TREE PARTS REQUIRED

- 1 – *Tree Top*
- 6 – BB *Branches*
- 6 – CC *Branches*
- 6 – DD *Branches*
- 6 – EE *Branches*
- 6 – FF *Branches*
- 6 – GG *Branches*
- 6 – HH *Branches*
- 6 – II *Branches*
- 6 – JJ *Branches*
- 6 – KK *Branches*
- 2 – *Tree Poles*
- 1 – *Tree Stand*

TREE CONSTRUCTION SKETCH

