



# 12614



## 10 FEET (300cm) MONTANA HOOK TREE

### TOTAL 2 INNER BOXES

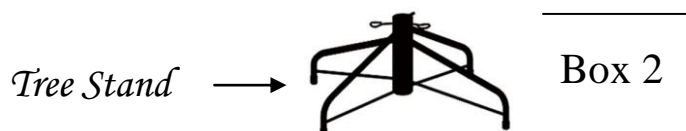
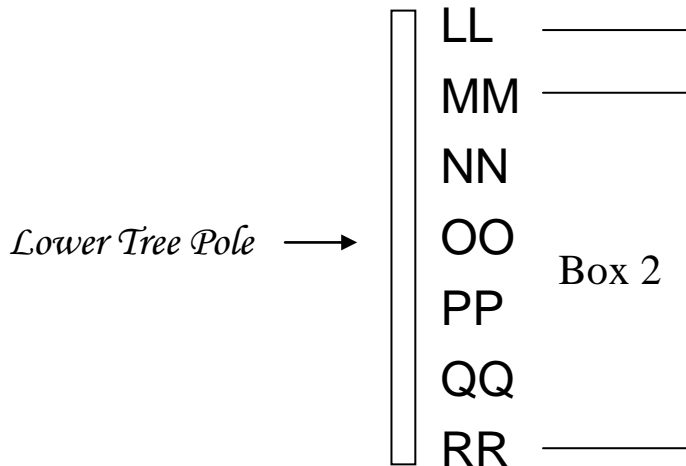
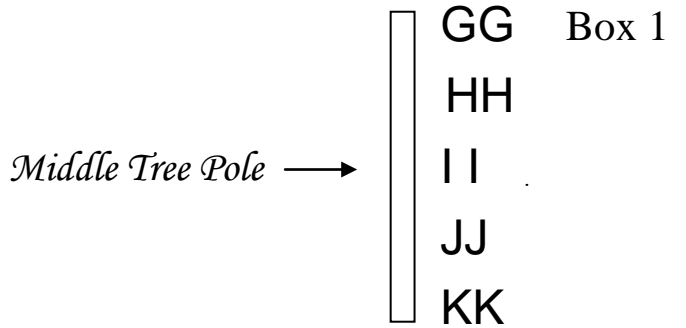
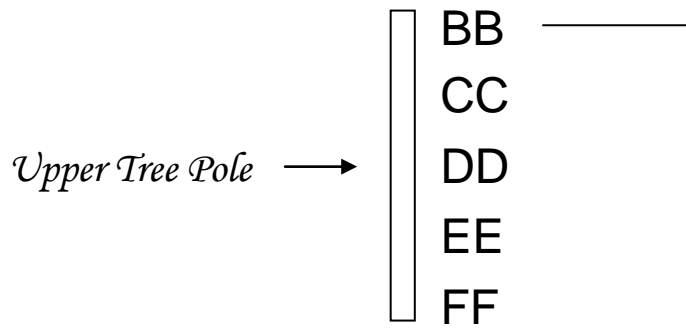
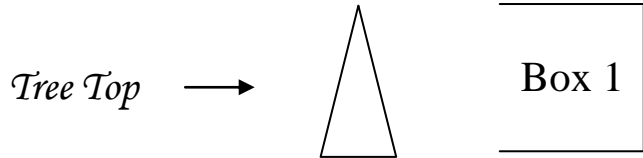
#### Box 1

- 1 - *Tree Top*
- 6 - **BB**     *Branches*
- 6 - **CC**     *Branches*
- 6 - **DD**     *Branches*
- 6 - **EE**     *Branches*
- 6 - **FF**     *Branches*
- 6 - **GG**     *Branches*
- 6 - **HH**     *Branches*
- 6 - **II**     *Branches*
- 6 - **JJ**     *Branches*
- 6 - **KK**     *Branches*
- 6 - **LL**     *Branches*

#### Box 2

- 6 - **MM**     *Branches*
- 6 - **NN**     *Branches*
- 6 - **OO**     *Branches*
- 6 - **PP**     *Branches*
- 6 - **QQ**     *Branches*
- 6 - **RR**     *Branches*
- 3 - *Tree Poles*
- 1 - *Tree Stand*

### TREE CONSTRUCTION SKETCH





**This tree can be converted to an alternative**

## **7.5 FEET (225cm) MONTANA HOOK TREE**

### TREE PARTS REQUIRED

- 1 - *Tree Top*
- 6 - **BB**     *Branches*
- 6 - **CC**     *Branches*
- 6 - **DD**     *Branches*
- 6 - **EE**     *Branches*
- 6 - **FF**     *Branches*
- 6 - **GG**     *Branches*
- 6 - **HH**     *Branches*
- 6 - **II**     *Branches*
- 6 - **JJ**     *Branches*
- 6 - **KK**     *Branches*
- 6 - **LL**     *Branches*
- 6 - **MM**     *Branches*
- 2 - *Tree Poles*
- 1 - *Tree Stand*

### TREE CONSTRUCTION SKETCH

