



12392



12 FEET (360cm) GLACIER HOOK TREE

TOTAL 4 INNER BOXES

Box 1

- 1 - *Tree Top*
- 3 - *Tree Poles*
- 6 - **B B** *Branches*
- 6 - **C C** *Branches*
- 6 - **D D** *Branches*
- 6 - **E E** *Branches*
- 6 - **F F** *Branches*
- 3 - **G G** *Branches*

Box 2

- 3 - **G G** *Branches*
- 6 - **H H** *Branches*
- 6 - **I I** *Branches*
- 6 - **J J** *Branches*
- 6 - **K K** *Branches*
- 6 - **L L** *Branches*

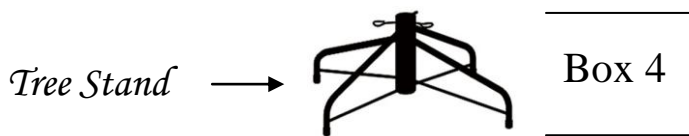
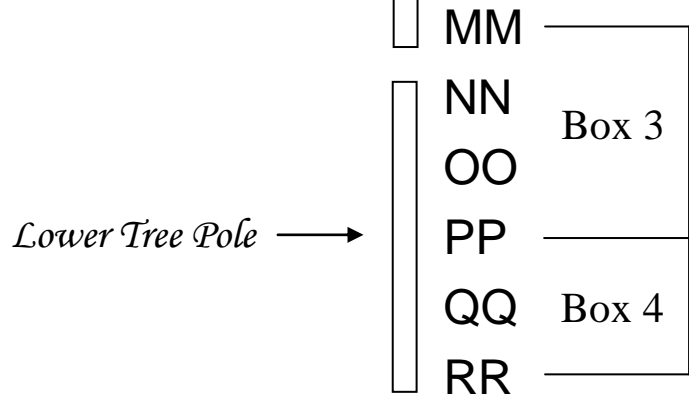
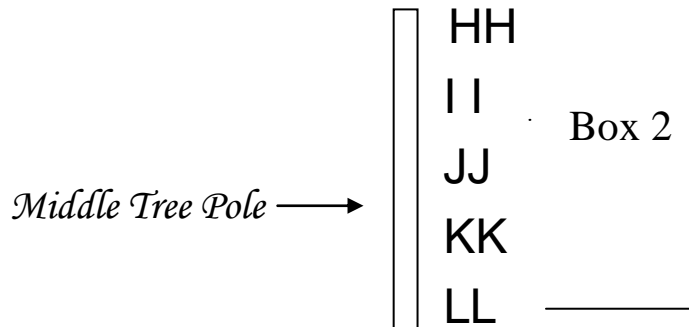
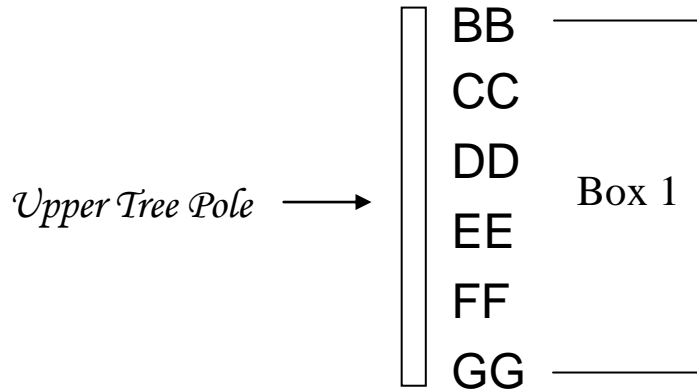
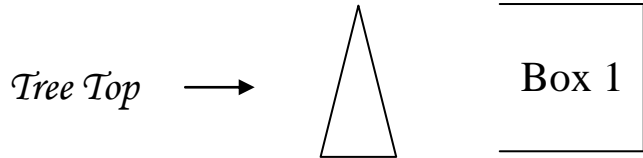
Box 3

- 6 - **M M** *Branches*
- 6 - **N N** *Branches*
- 6 - **O O** *Branches*
- 3 - **P P** *Branches*

Box 4

- 3 - **P P** *Branches*
- 6 - **Q Q** *Branches*
- 6 - **R R** *Branches*
- 1 - *Tree Stand*

TREE CONSTRUCTION SKETCH





This tree can be converted to an alternative

9 FEET (270cm) GLACIER HOOK TREE

TREE PARTS REQUIRED

- 1 - *Tree Top*
- 6 - **BB** *Branches*
- 6 - **CC** *Branches*
- 6 - **DD** *Branches*
- 6 - **EE** *Branches*
- 6 - **FF** *Branches*
- 6 - **GG** *Branches*
- 6 - **HH** *Branches*
- 6 - **II** *Branches*
- 6 - **JJ** *Branches*
- 6 - **KK** *Branches*
- 6 - **LL** *Branches*
- 2 - *Tree Poles*
- 1 - *Tree Stand*

TREE CONSTRUCTION SKETCH

